






IP40 - grigio RAL 7035
IP40 - RAL 7035 grey

	Descrizione <i>Description</i>	Info	€	<input type="checkbox"/>	<input type="checkbox"/>
	53542 Calotta 1-2 mod. DIN - dimensioni (L H P): 44x126x59 mm <i>Enclosure for 1-2 DIN mod. - dimensions (L H D): 44x126x59 mm</i>			1	25
Q4004	Q4004 Calotta 4+1/2 mod. DIN dimensioni (L H P): 106x150x80 mm <i>Enclosure for 4+1/2 DIN mod. - dimensions (L H D): 106x150x80 mm</i>			1	30
	Q4008 Calotta 8+1 mod. DIN dimensioni (L H P): 216x180x86 mm <i>Enclosure for 8+1 DIN mod. - dimensions (L H D): 216x180x86 mm</i>			1	14
Q4008	Materiale: ABS Material: ABS				

IP40 - bianco RAL 9003
IP40 - RAL 9003 white

	Descrizione <i>Description</i>	Info	€	<input type="checkbox"/>	<input type="checkbox"/>
	Q4006N Quadro 6 mod. DIN - dimensioni (L H P): 192x198x95 mm <i>6 DIN mod. distribution board - dimensions (L H D): 192x198x95 mm</i>	*14W		1	1
Q4012N	Q4008N Quadro 8 mod. DIN - dimensioni (L H P): 228x198x95 mm <i>8 DIN mod. distribution board - dimensions (L H D): 228x198x95 mm</i>	*17W		1	1
	Q4012N Quadro 12 mod. DIN - dimensioni (L H P): 298x198x95 mm <i>12 DIN mod. distribution board - dimensions (L H D): 298x198x95 mm</i>	*23W		1	1
Q4024N	Q4024N Quadro 24 (2x12) mod. DIN - dimensioni (L H P): 298x397x95 mm <i>24 (2x12) DIN mod. distribution board - dimensions (L H D): 298x397x95 mm</i>	*28W		1	1
	Q4036N Quadro 36 (3x12) mod. DIN - dimensioni (L H P): 316x610x110 mm <i>36 (3x12) DIN mod. distribution board - dimensions (L H D): 316x610x110 mm</i>	*45W		1	1
Q4054N	Q4054N Quadro 54 (3x18) mod. DIN - dimensioni (L H P): 420x610x110 mm <i>54 (3x18) DIN mod. distribution board - dimensions (L H D): 420x610x110 mm</i>	*60W		1	1
	Q4072N18 Quadro 72 (4x18) mod. DIN - dimensioni (L H P): 435x845x138 mm <i>72 (4x18) DIN mod. distribution board - dimensions (L H D): 435x845x138 mm</i>	*70W		1	1
	*Pde = massima potenza dissipabile *Pde = dissipating power				