

## DLPlus Mini-Trunking white color

Number(s): 0 300 04/07/08/10/14/15/17/20/21/22/26/27/33, 0 301 10/12/14/91/93,  
 0 302 07/08/09/11/13/14/16/18/21/23/24/26/27/28/41/43/51/53/54/71/73/74/81/83  
 /86/88/90/91/92/93, 0 303 00/01/02/03/16/26, 0 306 54/67/77, 0 308 01/02/04/05,  
 0 312 00 to 0 312 09/11/13/14, 0 333 15/16/17/25/26/27/28/29/30/55/57  
 0 336 00 to 09, 6 489 05/06



### 1. USE

DLPlus mini-trunking offers:

- the distribution, the protection and the derivation of various cables in an electrical installation.
- mini-trunkings, finishing accessories (end, joint of lid, joint of body, interior angle, exterior angle, flat angle, derivation)
- all the easy ways/advantages for the installation.
- to comply with the norm EN 50085-2-1, safety and technical performance.
- a flexibility with the installation and maintenance.

### 2. RANGE

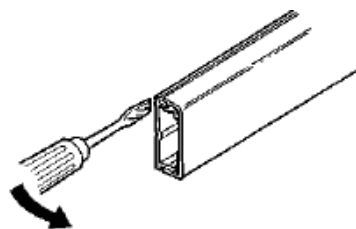
Sections	with or without partition	Numbers length 2,10 m
20x10	with	0 308 01
	without	0 308 02
32x10	with	0 308 05
20x12,5	with	0 300 07
	without	0 300 08
32x12,5	with	6 489 05 *
	without	0 300 15
40x12,5	with	0 300 20
16x16	without	0 300 04
25x16	without	0 300 10
32x16	without	0 308 04
		6 489 06 *
40x16	with	0 300 21
	without	0 300 22
60x16	with	0 300 26
32x20	without	0 300 17
40x20	without	0 300 27
60x20	with	0 301 14
75x20	with	0 300 33
32x25	without	0 301 12
40x25	without	0 301 10

\* with adhesive

### 2. RANGE (cont.)

#### ■ 2.1 Mini-trunkings with or without partition

Assembly of the body and covers by clips (disassembling with the assistance tool ex: screwdriver)



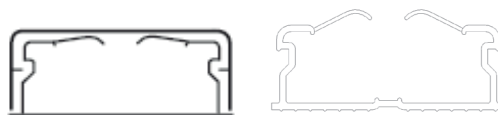
Available in length of 2m.

White color RAL 9003

Fixing by:

- joining (cartridge of adhesive neoprene for glue gun ref. 30949)
- wall plugs for immediate fixing (without screw nor nail ref. 0 308 98/99)
- screw, nails...

#### 2.1.1 Mini-trunkings without partition



#### 2.1.2 Mini-trunkings with partition



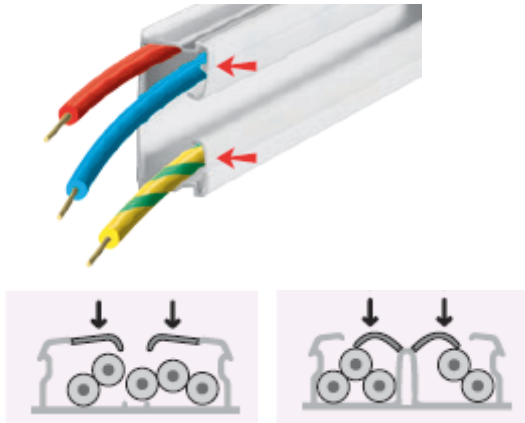
## DLPlus Mini-Trunking white color

Number(s): 0 300 04/07/08/10/14/15/17/20/21/22/26/27/33, 0 301 10/12/14/91/93, 0 302 07/08/09/11/13/14/16/18/21/23/24/26/27/28/41/43/51/53/54/71/73/74/81/83/86/88/90/91/92/93, 0 303 00/01/02/03/16/26, 0 306 54/67/77, 0 308 01/02/04/05, 0 312 00 to 0 312 09/11/13/14, 0 333 15/16/17/25/26/27/28/29/30/55/57  
0 336 00 to 09, 6 489 05/06

### 2. RANGE (cont.)

#### Cable-grip:

DLPlus mini-trunking with or without partition are equipped on all the body length, with a integrated device for holding cables in place. White flexible PVC

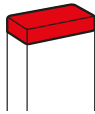


Enables :

- cable holding in the trunking (no staple to add)
- easy conductors position
- quick cover and finishing accessories fitting

#### ■ 2.2 Finishing accessories

##### 2.2.1 End cap



Enables:

- to block the end of the body
- respect of the protection degree
- improvement of aesthetics (covering of the cut)
- left or right end cap

Assembly on the body by fitment and screwing.

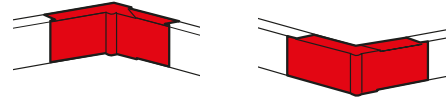
Fitting on mini-trunking with or without partition.

White color RAL 9003

Numbers	End cap for mini-trunkings
0 312 00	20x10
0 312 01	32x10
0 312 02	20x12,5
0 312 03	32x12,5
0 312 04	40x12,5
0 312 05	16x16
0 312 06	25x16
0 312 07	32x16
0 312 08	40x16
0 312 09	32x20
0 312 11	40x20
0 302 90	60x16/20
0 303 00	75x20
0 312 13	32x25
0 312 14	40x25

### 2. RANGE (cont.)

#### 2.2.2 Internal/external angle



Enables to join 2 pieces of mini-trunkings of the same cross-section, in internal or external angle:

- avoid the cut of miter on the mini-trunking
- respect of the degree protection
- aesthetics improves (covering of the cut and not or little extra thickness)

Assembly on the body by clip-on.

Variable internal/external angles of 60 with 120°.

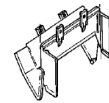
White color RAL 9003

#### Note : specific angles for 60x20 and 75x20 mini-trunkings.

Indeed, for mini-trunkings nr. 0 301 14 and 0 300 33, the internal angles nr 0 302 91/0 303 01 and the external angles nr 0 302 92 and 0 303 02 have different shapes from the other references enabling the screwing in the partitions.

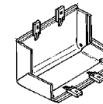
0 302 91 internal angle for 60x20 mini-trunking

0 303 01 internal angle for 75x20 mini-trunking



0 302 92 external angle for 60x20 mini-trunking

0 303 02 external angle for 75x20 mini-trunking



Numbers	Internal/external angles for mini-trunkings
0 302 11	20x10
0 302 51	32x10/12,5
0 302 21	20x12,5
0 333 15	40x12,5
0 301 91	16x16
0 302 41	25x16
0 333 25	32x16
0 333 26	40x16
0 302 71	32x20
0 302 81	40x20
0 302 91/92	60x16/20
0 303 01/02	75x20
0 333 55	32x25
0 302 86	40x25

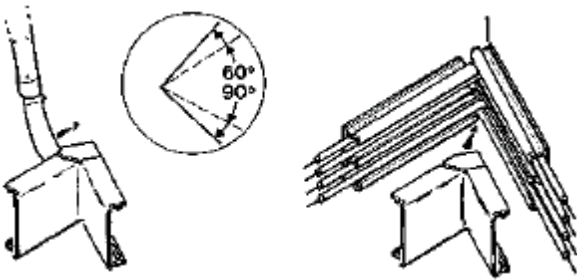
**DLPlus Mini-Trunking  
white color**

Number(s): 0 300 04/07/08/10/14/15/17/20/21/22/26/27/33, 0 301 10/12/14/91/93, 0 302 07/08/09/11/13/14/16/18/21/23/24/26/27/28/41/43/51/53/54/71/73/74/81/83/86/88/90/91/92/93, 0 303 00/01/02/03/16/26, 0 306 54/67/77, 0 308 01/02/04/05, 0 312 00 to 0 312 09/11/13/14, 0 333 15/16/17/25/26/27/28/29/30/55/57 0 336.00 to 09, 6 489 05/06

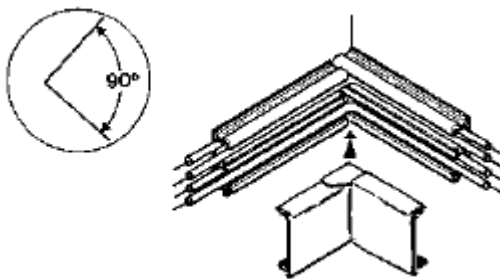
**2. RANGE (cont.)**

Assembly in internal angle:

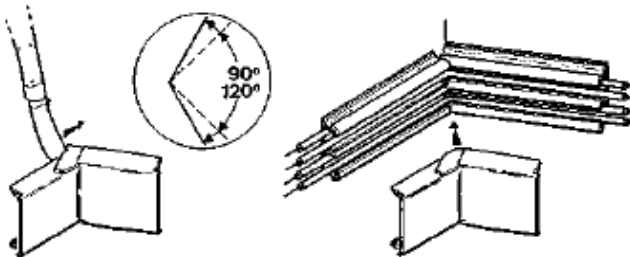
for 60°



for 90°



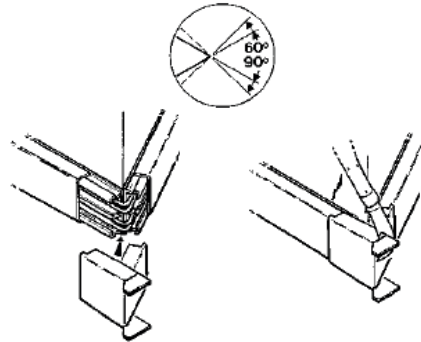
for 120°



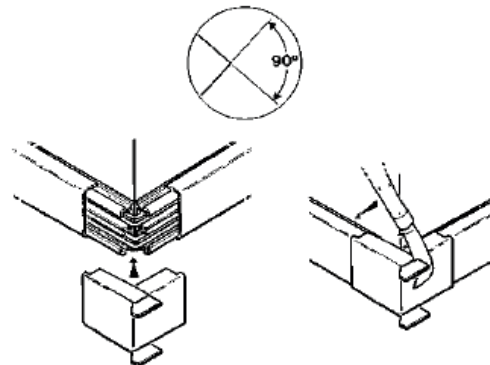
**2. RANGE (cont.)**

Assembly in external angle:

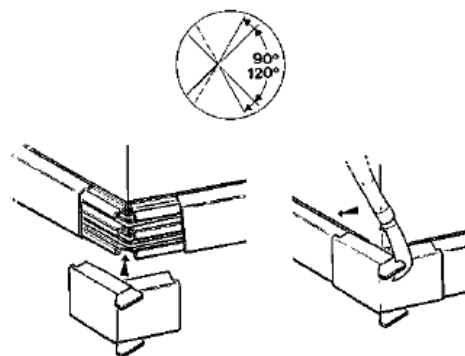
for 60°



for 90°



for 120°

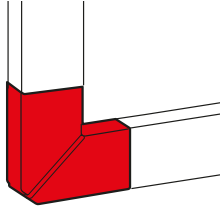


## DLPlus Mini-Trunking white color

Number(s): 0 300 04/07/08/10/14/15/17/20/21/22/26/27/33, 0 301 10/12/14/91/93, 0 302 07/08/09/11/13/14/16/18/21/23/24/26/27/28/41/43/51/53/54/71/73/74/81/83/86/88/90/91/92/93, 0 303 00/01/02/03/16/26, 0 306 54/67/77, 0 308 01/02/04/05, 0 312 00 to 0 312 09/11/13/14, 0 333 15/16/17/25/26/27/28/29/30/55/57  
0 336 00 to 09, 6 489 05/06

### 2. RANGE (cont.)

#### 2.2.3 Flat angle



Enables the junction in flat angle of 2 pieces of mini-trunkings of same cross-sections:

- avoid the cut of miter on the trunking
- respect of the degree protection
- the distribution of the various currents preserves
- aesthetics (covering of the cut) improves

Assembly on the body by clip-on after fitting the plate between 2 pieces of mini-trunkings edge to edge.

Flat angles are variable (85° to 95°)

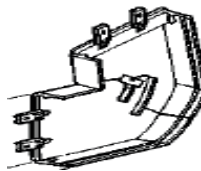
White color RAL 9003

Note : specific angles for 60x20 and 75x20 mini-trunkings.

Indeed, for mini-trunkings nr. 0 301 14 and 0 300 33, the flat angles nr 0 302 93/0 303 03 have different shapes from the other references enabling the screwing in the partitions.

0 302 93 internal angle for 60x20 mini-trunking

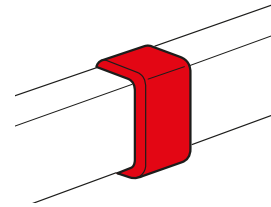
0 303 03 internal angle for 75x20 mini-trunking



Numbers	Flat angles for mini-trunkings
0 302 13	20x10
-	32x10
0 302 23	20x12,5
0 302 53	32x12,5
0 333 16	40x12,5
0 301 93	16x16
0 302 43	25x16
0 333 27	32x16
0 333 28	40x16
0 302 73	32x20
0 302 83	40x20
0 302 93	60x16/20
0 303 03	75x20
0 333 57	32x25
0 302 88	40x25

### 2. RANGE (cont.)

#### 2.2.4 Cover joint



Enables the junction end to end of two covers:

- respect of the degree protection
- to improve aesthetics (covering of the cut)

To put the cover joint on DLPlus, you can clip it on one cover (with 3 plastics part under cover joint for example with ref 0 336 09) after you can slide the others.

White color RAL 9003

Numbers	Cover joints for mini-trunkings
0 336 02	20x10/12,5
0 336 03	32x10/12,5
0 336 00	16x16
0 336 01	25x16
0 336 04	32x16/20
0 336 06	40x12,5/16/20
0 336 08	60x16/20
0 336 09	75x20
0 336 05	32x25
0 336 07	40x25

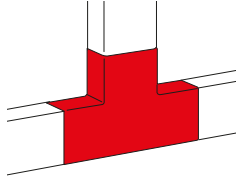
# DLPlus Mini-Trunking white color

Number(s): 0 300 04/07/08/10/14/15/17/20/21/22/26/27/33, 0 301 10/12/14/91/93, 0 302 07/08/09/11/13/14/16/18/21/23/24/26/27/28/41/43/51/53/54/71/73/74/81/83/86/88/90/91/92/93, 0 303 00/01/02/03/16/26, 0 306 54/67/77, 0 308 01/02/04/05, 0 312 00 to 0 312 09/11/13/14, 0 333 15/16/17/25/26/27/28/29/30/55/57  
0 336 00 to 09, 6 489 05/06

## 2. RANGE (cont.)

### 2.3 Junctions accessories

#### 2.3.1 Flat T junction



Enables the junction in "T" of 2 pieces of same cross-section of mini-trunkings:

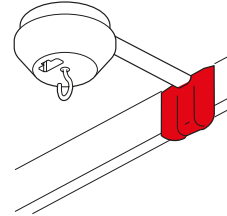
- respect of the degree protection
  - aesthetics (covering of the cut) improves
- Assembly on the body by clip-on

White color RAL 9003

Numbers	Flat T junction for mini-trunkings
0 302 14	20x10
0 302 54	32x10/12,5
0 302 24	20x12,5
0 302 07	40x12,5/16
0 333 30	32x16
0 302 74	32x20
0 302 08	40x20
0 302 09	60x16/20
0 302 18	75x20
0 302 27	32x25
0 302 28	40x25

## 2. RANGE (cont.)

#### 2.3.2 Wall and ceiling tap-off



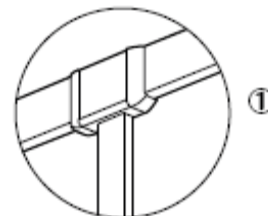
- Preserves the separation of different types of current (mains, TV...)
  - respect of the degree protection
  - aesthetics (covering of the cut) improves
- Assembly on the body by clip-on and on the wall by screwing

White color RAL 9003

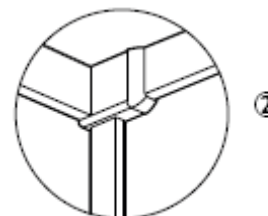
Numbers	Wall and ceiling tap-off
0 302 16	0 300 17/27/0 333 43
0 302 26	0 300 33/ 0 301 14
0 333 17	0 300 14/15/20/0 333 10/11
0 333 29	0 308 04/0 300 21/ 0 333 21/22/6 489 06

Tree cases of wall and ceiling installation

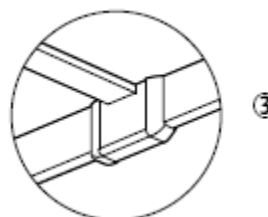
#### 1. Te junction



#### 2. Angle junction



#### 3. Ceiling junction

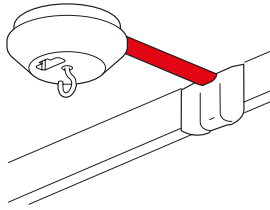


## DLPlus Mini-Trunking white color

Number(s): 0 300 04/07/08/10/14/15/17/20/21/22/26/27/33, 0 301 10/12/14/91/93, 0 302 07/08/09/11/13/14/16/18/21/23/24/26/27/28/41/43/51/53/54/71/73/74/81/83/86/88/90/91/92/93, 0 303 00/01/02/03/16/26, 0 306 54/67/77, 0 308 01/02/04/05, 0 312 00 to 0 312 09/11/13/14, 0 333 15/16/17/25/26/27/28/29/30/55/57  
0 336 00 to 09, 6 489 05/06

### 2. RANGE (cont.)

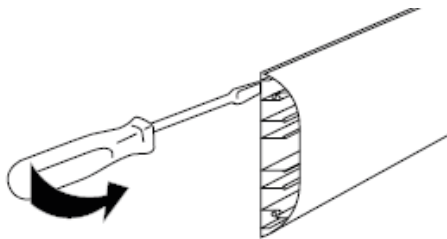
#### 2.3.3 Linking piece nr 0 306 67



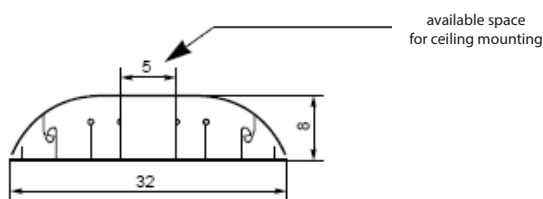
Length of 3m.  
White color RAL 9003  
Linking piece between the above unit and the ring trunking  
Adhesive foam mounting: foam base equipped with a self-adhesive

Fixing by:  
- joining (cartridge of adhesive neoprene for glue gun ref. 0 309 49)  
- wall plugs for immediate fixing (without screw nor nail ref. 0 308 98/99)  
- screw, nails...

It makes the installation easier and faster by containing all the wires (4 conductors) inside the body before the cover is clipped.  
Assembly of the body and covers by clips (disassembling with the assistance tool ex: screwdriver).

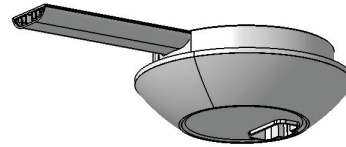


#### Dimensions



### 2. RANGE (cont.)

#### 2.3.4 Plug-in ceiling rose nr 0 30654



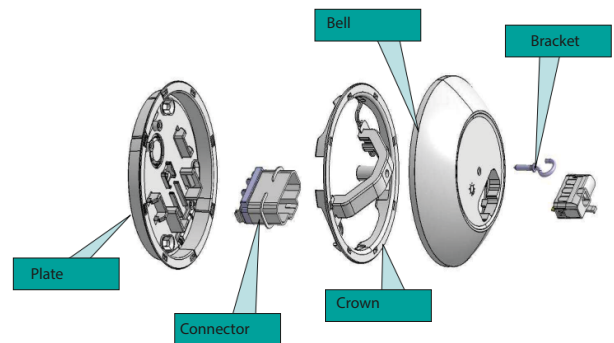
Lighting connection

Assembly on the ceiling by screwing

- respect of the degree protection  
- to improve aesthetics (covering of the cut)

White color RAL 9003

Delivered with:



Hole cutter diameter 100mm

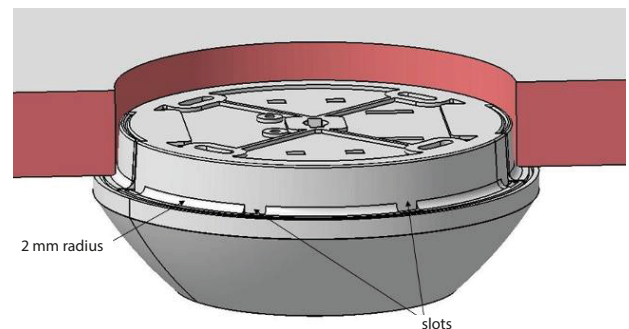
Height 40mm

Junction with linkings piece and mini-trunking:

- mini-trunking 20x10 DLPlus  
- mini-trunking 20x12.5 DLPlus  
- linking piece 32x8 ref. 0 306 67

Maximum suspended weight : 25 Kg as long as unit is equipped with a suitable fixing device.

Greater accessibility of wiring /decentering of the connection point.




Hole saw hole diameter 102mm, bottom feed.

## DLPlus Mini-Trunking white color

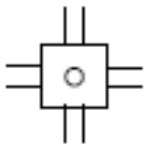
Number(s): 0 300 04/07/08/10/14/15/17/20/21/22/26/27/33, 0 301 10/12/14/91/93, 0 302 07/08/09/11/13/14/16/18/21/23/24/26/27/28/41/43/51/53/54/71/73/74/81/83/86/88/90/91/92/93, 0 303 00/01/02/03/16/26, 0 306 54/67/77, 0 308 01/02/04/05, 0 312 00 to 0 312 09/11/13/14, 0 333 15/16/17/25/26/27/28/29/30/55/57  
0 336 00 to 09, 6 489 05/06

### 2. RANGE (cont.)

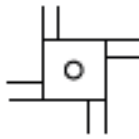
#### 2.3.5 Junction box nr 0 303 16/26



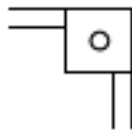
Enables the junction on 4 directions



in the middle



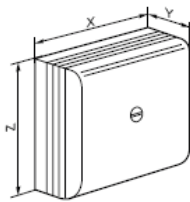
left or right



at an angle

Fixing grid inside the box, accepts Ø 3 mini and Ø maxi screws.  
Frame pre-cut in height (visible) to match mini-trunkings heights.  
Pre-cut frame width (hidden inside) to match mini-trunkings widths.  
Respect of the degree protection  
White color RAL 9003

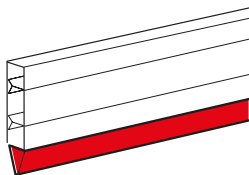
Dimensions:



Numbers	X (mm)	Y (mm)	Z (mm)
0 303 16	75	35	75
0 303 26	110	50	110

### ■ 2.4 Other accessories

#### 2.4.1 Spacer nr 0 306 77



Color RAL 8014

Available in length of 2.10m

Enables the use of mini-trunking as skirting (compliance with standard)

Assembly with mini-trunking by adhesive

May be used with all mini-trunkings references.

# DLPlus Mini-Trunking white color

Number(s): 0 300 04/07/08/10/14/15/17/20/21/22/26/27/33, 0 301 10/12/14/91/93,  
0 302 07/08/09/11/13/14/16/18/21/23/24/26/27/28/41/43/51/53/54/71/73/74/81/83/86/  
88/90/91/92/93, 0 303 00/01/02/03/16/26, 0 306 54/67/77, 0 308 01/02/04/05,  
0 312 00 to 0 312 09/11/13/14, 0 333 15/16/17/25/26/27/28/29/30/55/57  
0 336 00 to 09, 6 489 05/06

## 2. RANGE (cont.)

### ■ 2.5 Wiring accessories frames

BODIES	MOSAIC FRAMES									
	Installation at the end of the mini-trunking <sup>(1)</sup>					Installation alongside the mini-trunking <sup>(1)</sup>				
	2 modules <sup>(2)</sup>	4 modules <sup>(3)</sup>	6 modules <sup>(4)</sup>	2 x 4 modules <sup>(5)</sup>	3 x 4 modules <sup>(6)</sup>	2 modules <sup>(2)</sup>	4 modules <sup>(3)</sup>	6 modules <sup>(4)</sup>	2 x 4 modules <sup>(5)</sup>	3 x 4 modules <sup>(6)</sup>
	1 frame + 1 adaptor					1 frame + 1 adaptor				
<b>20 x 12.5</b>	0 316 11 0 316 40	0 316 13 0 316 40	0 316 14 0 316 40	0 316 21 0 316 40	0 316 22 0 316 40	0 316 11 0 317 01	0 316 13 0 317 02	0 316 14 0 317 03	0 316 21 0 317 02	0 316 22 0 317 03
<b>32 x 12.5</b>	0 316 11 0 316 41	0 316 13 0 316 41	0 316 14 0 316 41	0 316 21 0 316 41	0 316 22 0 316 41	0 316 11 0 317 01	0 316 13 0 317 02	0 316 14 0 317 03	0 316 21 0 317 02	0 316 22 0 317 03
<b>32 x 16</b>	0 316 11 0 316 41	0 316 13 0 316 41	0 316 14 0 316 41	0 316 21 0 316 41	0 316 22 0 316 41	0 316 11 0 317 04	0 316 13 0 317 05	0 316 14 0 317 06	0 316 21 0 317 05	0 316 22 0 317 06
<b>40 x 20</b>	0 316 11 0 316 47	0 316 13 0 316 47	0 316 14 0 316 47	0 316 21 0 316 47	0 316 22 0 316 47	0 316 11 0 317 07	0 316 13 0 317 08	0 316 14 0 317 09	0 316 21 0 317 08	0 316 22 0 317 09
<b>60 x 20</b>	0 316 11 0 316 45	0 316 13 0 316 45	0 316 14 0 316 45	0 316 21 0 316 45	0 316 22 0 316 45	0 316 11 0 317 07	0 316 13 0 317 08	0 316 14 0 317 09	0 316 21 0 317 08	0 316 22 0 317 09
<b>75 x 20</b>	-	0 316 13 0 316 48	0 316 14 0 316 48	0 316 21 0 316 48	0 316 22 0 316 48	0 316 11 0 317 07	0 316 13 0 317 08	0 316 14 0 317 09	0 316 21 0 317 08	0 316 22 0 317 09

1: Use with Mosaic socket outlet

2: Frame dimensions (2 modules): 127 x 74 x 60 mm

3: Frame dimensions (4 modules): 172 x 74 x 60 mm

4: Frame dimensions (6 modules): 217 x 74 x 60 mm

5: Frame dimensions (2x4 modules): 162 x 167 x 60 mm

6: Frame dimensions (2x4 modules): 228 x 74 x 60 mm

BODIES	Special surface mounting frames for wiring accessories (p. 798-800)		Surface mounting frames for 60 mm fixing centres wiring accessories (p. 801)		
	Installation alongside the mini-trunking		Installation alongside the mini-trunking		
	1 gang for horizontal or vertical	2 gang for horizontal or vertical	1 gang for horizontal or vertical	2 gang for horizontal or vertical	3 gang for horizontal or vertical
<b>20 x 12.5</b>	0 314 04	0 314 14	0 316 94	0 316 95	0 316 96
<b>32 x 12.5</b>	0 314 04	0 314 14	0 316 94	0 316 95	0 316 96
<b>32 x 16</b>	0 314 56	0 314 66	0 316 94	0 316 95	0 316 96
<b>40 x 20</b>	0 314 08	0 314 18	0 316 94	0 316 95	0 316 96
<b>60 x 20</b>	0 314 08	0 314 18	0 316 94	0 316 95	0 316 96
<b>75 x 20</b>	0 314 08	0 314 18	0 316 94	0 316 95	0 316 96



## DLPlus Mini-Trunking white color

Number(s): 0 300 04/07/08/10/14/15/17/20/21/22/26/27/33, 0 301 10/12/14/91/93,  
0 302 07/08/09/11/13/14/16/18/21/23/24/26/27/28/41/43/51/53/54/71/73/74/81/83/8  
6/88/90/91/92/93, 0 303 00/01/02/03/16/26, 0 306 54/67/77, 0 308 01/02/04/05,  
0 312 00 to 0 312 09/11/13/14, 0 333 15/16/17/25/26/27/28/29/30/55/57  
0 336 00 to 09, 6 489 05/06

### 3. TECHNICAL CHARACTERISTICS

Wiring capacity :

Conductors types : HO7V-K (norm NFC 32-201)

Compartments number	Dimensions	Compartment n°	Cross-section (mm <sup>2</sup> )	Maxi diameter (mm)
1	20x12,5	1	160	10
	32x12,5		285	2 x 10
	32x16		360	13
	40x16		400	14
	32x20		450	17
	40x20		580	17
2	20x12,5	1	70	6,5
		2	70	6,5
	32x12,5	1	120	10
		2	120	10
	40x12,5	1	150	10
		2	150	10
	40x16	1	190	14
		2	190	14
3	60x20	1	200	12,5
		2	200	12,5
		3	320	17
	75x20	1	290	17
		2	290	17
		3	445	2 x 12

Classification for DLPlus mini-trunking EN 50085-2-1:

6.2 Resistance to impact for installation and application	2.0J
6.3 Minimum storage and transport temperature	- 25°C
6.3 Minimum installation and application temperature	- 5°C
6.3 Maximum application temperature	+ 60°C
6.4 Resistance to flame propagation	Non-flame propagating
6.5 Electrical continuity characteristic	Without electrical continuity characteristic
6.6 Electrical insulating characteristic	With electrical insulating characteristic
6.7 Degrees of protection provided by enclosure	IP40
6.9 The system access cover retention	With a tool
6.101 The position when surface mounted	Wall fixed Ceiling fixed
6.102 The functions provided	Type 1
Rated voltage	500 V
Protection against mechanical shocks	IK 07

## DLPlus Mini-Trunking white color

Number(s): 0 300 04/07/08/10/14/15/17/20/21/22/26/27/33, 0 301 10/12/14/91/93,  
0 302 07/08/09/11/13/14/16/18/21/23/24/26/27/28/41/43/51/53/54/71/73/74/81/83/86/  
88/90/91/92/93, 0 303 00/01/02/03/16/26, 0 306 54/67/77, 0 308 01/02/04/05,  
0 312 00 to 0 312 09/11/13/14, 0 333 15/16/17/25/26/27/28/29/30/55/57  
0 336 00 to 09, 6 489 05/06

### 3. TECHNICAL CHARACTERISTICS (cont.)

Compositions and functions of DLPlus mini-trunking systems EN 50085-2-1:

Body/cover	references	Section (mm <sup>2</sup> )
20x10 with partition	0 308 01	50/50
20x10 without partition	0 308 02	110
32x10 with partition	0 308 05	90/90
20x12,5 with partition	0 300 07	70/70
20x12,5 without partition	0 300 08	160
32x12,5 with partition	0 300 14	120/120
32x12,5 without partition	0 300 15	285
40x12,5 with partition	0 300 20	150/150
16x16 without partition	0 300 04	120
25x16 without partition	0 300 10	190
32x16 without partition	0 308 04	360
40x16 with partition	0 300 21	190/190
40x16 without partition	0 300 22	400
60x16 with partition	0 300 26	155/270/155
32x20 s/c	0 300 17	450
40x20 s/c	0 300 27	580
60x20 a/c	0 301 14	200/320/200
75x20 a/c	0 300 33	290/455/290
32x25 without partition	0 301 12	560
40x25 without partition	0 301 10	740

### 4. MATERIAL CHARACTERISTICS

DLPlus mini-trunkings are in PVC white color RAL 9003

Spacer in PVC brown color RAL 8014

Linking piece white color RAL 9003

Finishing accessories (internal/external angle, flat angle, end cap, junctions, cover joint) are in : ABS, PVC ou PP white color.

The accessories are compatible with glycerophthalic or acrylic paint.