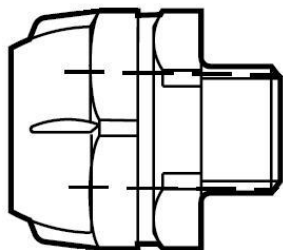


UNIVERSALE connectors

Plastic thread

Item codes : from 382900 to 382918 and from 382920 to 382999



SUMMARY

PAGES

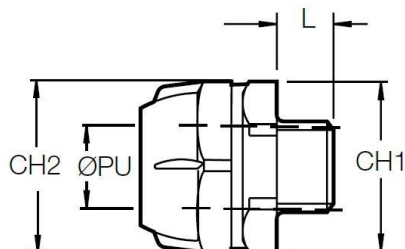
1. Description and applications..... 1
2. Dimensions and compatibility 1
3. Technical features..... 2
4. Environmental profile..... 2
5. Conformity and approvals..... 2

1. DESCRIPTION AND APPLICATIONS

Straight fixed male connector with plastic thread made of high quality, halogen free and flame retardant polyamide. Suitable for most applications combined with PCV conduits, it ensures the protection of cables and connections with good mechanical and thermal performances and good resistance to vibration and traction. It's ideal for generic environments both in static and dynamic applications.

2. DIMENSIONS AND COMPATIBILITY

Dimensions and packaging:



Item GREY RAL7001 Isometric	Max D _{ext}	THR	Dimensions [mm]				Pack [pcs]
			ØPU	CH1	CH2	L	
382920	15,0	M12	6,0	24,0	25,0	10,0	75
382921	16,0	M16	8,0	24,0	25,0	10,0	75
382922	18,0	M16	10,0	26,0	28,0	12,0	75
382923	18,0	M20	10,0	26,0	28,0	12,0	75
382924	21,5	M20	13,0	31,0	34,0	13,0	30
382925	26,5	M25	18,0	36,0	40,0	14,0	30
382926	33,5	M32	24,0	45,0	48,0	15,0	15
382927	30,5	M32	23,0	42,0	45,0	15,0	15
382928	40,0	M32	27,0	51,0	56,0	15,0	10
382979	41,5	M40	30,0	54,0	60,0	15,0	10
382929	50,0	M40	34,0	61,0	67,0	15,0	10
382930	53,5	M50	39,0	66,0	72,0	15,0	8
382997	61,0	M50	45,5	73,0	80,0	20,0	5

Item BLACK RAL9001 Isometric	Max D _{ext}	THR	Dimensions [mm]				Pack [pcs]
			ØPU	CH1	CH2	L	
382951	16,0	M16	8,0	24,0	25,0	10,0	75
382952	18,0	M16	10,0	26,0	28,0	12,0	75
382953	18,0	M20	10,0	26,0	28,0	12,0	75
382954	21,5	M20	13,0	31,0	34,0	13,0	30
382955	26,5	M25	18,0	36,0	40,0	14,0	30
382956	33,5	M32	24,0	45,0	48,0	15,0	15
382957	30,5	M32	23,0	42,0	45,0	15,0	15
382958	40,0	M32	27,0	51,0	56,0	15,0	10
382959	50,0	M40	34,0	61,0	67,0	15,0	10
382960	53,5	M50	39,0	66,0	72,0	15,0	8
382998	61,0	M50	45,5	73,0	80,0	20,0	5

Item GREY RAL7035 Isometric	Max D _{ext}	THR	Dimensions [mm]				Pack [pcs]
			ØPU	CH1	CH2	L	
382981	16,0	M16	8,0	24,0	25,0	10,0	75
382982	18,0	M16	10,0	26,0	28,0	12,0	75
382983	18,0	M20	10,0	26,0	28,0	12,0	75
382984	21,5	M20	13,0	31,0	34,0	13,0	30
382985	26,5	M25	18,0	36,0	40,0	14,0	30
382986	33,5	M32	24,0	45,0	48,0	15,0	15
382987	30,5	M32	23,0	42,0	45,0	15,0	15
382988	40,0	M32	27,0	51,0	56,0	15,0	10
382989	50,0	M40	34,0	61,0	67,0	15,0	10
382990	53,5	M50	39,0	66,0	72,0	15,0	8
382999	61,0	M50	45,5	73,0	80,0	20,0	5
382980	61,0	M63	45,5	73,0	80,0	20,0	10

In according to UNI 5542-65

UNIVERSALE connectors

Item codes : from 382900 to 382918 and from 3829020 to 382999

Plastic thread

Item GREY RAL7001 PG	Max D _{ext}	THR	Dimensions [mm]				Pack [pcs]
			ØPU	CH1	CH2	L	
382900	15,0	PG7	6,0	24,0	25,0	10,0	75
382948	16,0	PG7	8,0	24,0	25,0	10,0	75
382911	16,0	PG9	8,0	24,0	25,0	10,0	75
382949	16,0	PG11	8,0	24,0	25,0	10,0	75
382950	16,0	PG13,5	8,0	24,0	25,0	10,0	75
382912	18,0	PG11	10,0	26,0	28,0	12,0	75
382913	18,0	PG13,5	10,0	26,0	28,0	12,0	75
382914	21,5	PG13,5	13,0	31,0	34,0	13,0	30
382915	21,5	PG16	13,0	31,0	34,0	13,0	30
382916	26,5	PG21	18,0	36,0	40,0	14,0	30
382917	33,5	PG29	24,0	45,0	48,0	15,0	15
382918	41,5	PG36	30,0	54,0	60,0	15,0	10

Item BLACK RAL9001 GAS	Max D _{ext}	THR	Dimensions [mm]				Pack [pcs]
			ØPU	CH1	CH2	L	
382931	16,0	G1/4	8,0	24,0	25,0	10,0	75
382932	16,0	G3/8	8,0	24,0	25,0	12,0	75
382933	18,0	G3/8	10,0	26,0	28,0	12,0	75
382934	18,0	G1/2	10,0	26,0	28,0	13,0	75
382935	21,5	G1/2	13,0	31,0	34,0	13,0	30
382936	26,5	G3/4	18,0	36,0	40,0	14,0	30
382937	33,5	G1	24,0	45,0	48,0	15,0	15
382938	30,5	G1	23,0	42,0	45,0	15,0	15
382939	40,0	G1	27,0	51,0	56,0	15,0	10
382940	50,0	G1 ¼	34,0	61,0	67,0	15,0	10
382993	53,5	G1 ½	39,0	66,0	72,0	15,0	8
382994	61,0	G2	45,5	73	80,0	20,0	5

Item BLACK RAL9001 PG	Max D _{ext}	THR	Dimensions [mm]				Pack [pcs]
			ØPU	CH1	CH2	L	
382941	16,0	PG9	8,0	24,0	25,0	10,0	75
382942	18,0	PG11	10,0	26,0	28,0	12,0	75
382943	18,0	PG13,5	10,0	26,0	28,0	12,0	75
382944	21,5	PG13,5	13,0	31,0	34,0	13,0	30
382945	21,5	PG16	13,0	31,0	34,0	13,0	30
382946	26,5	PG21	18,0	36,0	40,0	14,0	30
382947	33,5	PG29	24,0	45,0	48,0	15,0	15

Item GREY RAL7035 GAS	Max D _{ext}	THR	Dimensions [mm]				Pack [pcs]
			ØPU	CH1	CH2	L	
382961	16,0	G1/4	8,0	24,0	25,0	10,0	75
382962	16,0	G3/8	8,0	24,0	25,0	12,0	75
382963	18,0	G3/8	10,0	26,0	28,0	12,0	75
382964	18,0	G1/2	10,0	26,0	28,0	13,0	75
382965	21,5	G1/2	13,0	31,0	34,0	13,0	30
382966	26,5	G3/4	18,0	36,0	40,0	14,0	30
382967	33,5	G1	24,0	45,0	48,0	15,0	15
382968	30,5	G1	23,0	42,0	45,0	15,0	15
382969	40,0	G1	27,0	51,0	56,0	15,0	10
382970	50,0	G1 ¼	34,0	61,0	67,0	15,0	10
382995	53,5	G1 ½	39,0	66,0	72,0	15,0	8
382996	61,0	G2	45,5	73	80,0	20,0	5

Item GREY RAL7035 PG	Max D _{ext}	THR	Dimensions [mm]				Pack [pcs]
			ØPU	CH1	CH2	L	
382971	16,0	PG9	8,0	24,0	25,0	10,0	75
382972	18,0	PG11	10,0	26,0	28,0	12,0	75
382973	18,0	PG13,5	10,0	26,0	28,0	12,0	75
382974	21,5	PG13,5	13,0	31,0	34,0	13,0	30
382975	21,5	PG16	13,0	31,0	34,0	13,0	30
382976	26,5	PG21	18,0	36,0	40,0	14,0	30
382977	33,5	PG29	24,0	45,0	48,0	15,0	15

In according to DIN 40430

Item GREY RAL7001 GAS	Max D _{ext}	THR	Dimensions [mm]				Pack [pcs]
			ØPU	CH1	CH2	L	
382978	9,0	G1/4	4,2	19,0	21,0	8,0	75
382901	16,0	G1/4	8,0	24,0	25,0	10,0	75
382902	16,0	G3/8	8,0	24,0	25,0	12,0	75
382903	18,0	G3/8	10,0	26,0	28,0	12,0	75
382904	18,0	G1/2	10,0	26,0	28,0	13,0	75
382905	21,5	G1/2	13,0	31,0	34,0	13,0	30
382906	26,5	G3/4	18,0	36,0	40,0	14,0	30
382907	33,5	G1	24,0	45,0	48,0	15,0	15
382908	30,5	G1	23,0	42,0	45,0	15,0	15
382909	40,0	G1	27,0	51,0	56,0	15,0	10
382910	50,0	G1 ¼	34,0	61,0	67,0	15,0	10
382991	53,5	G1 ½	39,0	66,0	72,0	15,0	8
382992	61,0	G2	45,5	73	80,0	20,0	5

In according to UNI ISO 228/1

NOTE: recommended minimum conduit thickness ÷ 2 mm

Compatibility:

Conduits: GE PVC, FX, FP and FP2000 series



3. TECHNICAL FEATURES

Raw material:

Polyamide PA6 [UL94-V2] flame retardant.

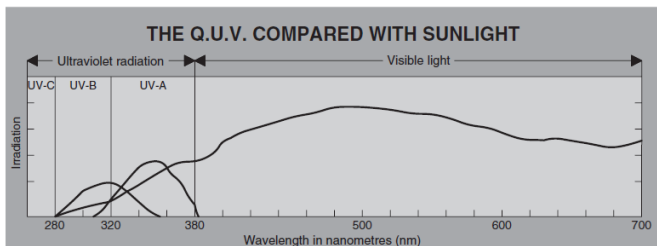
UNIVERSALE connectors

Plastic thread

Item codes : from 382900 to 382918 and from 3829020 to 382999

Resistance to UV rays:

Represents the resistance to the degradation of mechanical performance caused by exposure to UV radiation contained in sunlight. All RTA systems have been subjected to the Q.U.V. test which, with exposure cycles of 4+4 hours, simulates the continued alternation of light and condensation. The connectors of UNIVERSALE series are not recommended for long exposition to UV radiation even if they have a good resistance to UV rays: all UNIVERSALE connectors are indicated for internal uses or covered uses.



Operating temperature:

Minimum: -20° C / -4° F
Maximum: +80° C / +176° F

Heat resistance:

Glow wire test: 850° C / +1562° F

Self-extinguishing:

Does not propagate flames in according to IEC 61386

IP protection index:

IP65 with GE PVC series conduits.
IP44 with FX, FP and FP2000 series conduits

1 st digit IP	
Protection against the ingress of solid bodies	
0	No protection
1	Protection against solid bodies larger than 50 mm (e.g.: accidental contact)
2	Protection against solid bodies larger than 12 mm (e.g.: finger)
3	Protection against solid bodies larger than 2.5 mm
4	Protection against solid bodies larger than 1 mm
5	Protection against dust
6	Complete protection against dust

2 nd digit IP	
Protection against the ingress of liquids	
2	Protection against drops of water falling at up to 15° from the vertical
3	Protection against drops of rain water at up to 60° from the vertical
4	Protection against sprays of water from all directions
5	Protection against jets of water from all directions
6	Protection against jets of water of similar force to heavy seas
7	Protection against the effects of immersion
8	Protection against prolonged effects of immersion under pressure

Thread types and dimensions:

ISO THREAD (EN 60423)

Dimensions in mm

Thread size	Pitch	Outside thread			Inside thread		
		Outside diam.	Medium diam.	Core diam.	Outside diam.	Medium diam.	Inside diam.
	P	d	d ₂	d ₁	D	D ₂	D ₁
M12	1,5	11,968	10,994	10,128	12	11,026	10,376
M16	1,5	15,968	14,994	14,128	16	15,026	14,376
M20	1,5	19,968	18,994	18,128	20	19,026	18,376
M25	1,5	24,968	23,994	23,128	25	24,026	23,376
M32	1,5	31,968	30,994	30,128	32	31,026	30,376
M40	1,5	39,968	38,994	38,128	40	39,026	38,376
M50	1,5	49,968	48,994	48,128	50	49,026	48,376
M63	1,5	62,968	61,994	61,128	63	62,026	61,376

PG THREAD (DIN 40430)

Dimensions in mm
1" = 25,4 mm

Thread size	Outside diam.	Medium diam.	Core diam.	Pitch	t.p.i. (threads/inch)
	d = D	d ₂ = D ₂	d ₁ = D ₁	P	z
PG 7	12,50	11,89	11,28	1,27	20
PG 9	15,20	14,53	13,86	1,41	18
PG 11	18,60	17,93	17,26	1,41	18
PG 13,5	20,40	19,73	19,06	1,41	18
PG 16	22,50	21,83	21,16	1,41	18
PG 21	28,30	27,54	26,78	1,588	16
PG 29	37,00	36,24	35,48	1,588	16
PG 36	47,00	46,24	45,48	1,588	16
PG 42	54,00	53,24	52,48	1,588	16
PG 48	59,30	58,54	57,78	1,588	16

GAS THREAD (UNI ISO 228)

Dimensions in mm
1" = 25,4 mm

Thread size	Outside diam.	Medium diam.	Core diam.	Pitch	t.p.i. (threads/inch)
	d = D	d ₂ = D ₂	d ₁ = D ₁	P	z
G 1/4"	13,157	12,301	11,445	1,337	19
G 3/8"	16,662	15,806	14,950	1,337	19
G 1/2"	20,955	19,793	18,631	1,814	14
G 3/4"	26,441	25,279	24,117	1,814	14
G 1"	33,249	31,770	30,291	2,309	11
G1 1/4"	41,910	40,431	38,952	2,309	11
G1 1/2"	47,803	46,324	44,845	2,309	11
G2"	59,614	58,135	56,656	2,309	11
G2 1/2"	75,184	73,705	72,226	2,309	11
G3"	87,884	86,405	84,926	2,309	11
G4"	113,030	111,551	110,072	2,309	11
G5"	138,430	136,951	135,472	2,309	11

Plastic thread

4. ENVIRONMENTAL PROFILE

All the items identified in this technical sheet respect in terms of concentration of substances and raw materials the European legislations about dangerous and forbidden substances and chemical preparations.



All items identified in this technical sheet are constituted by raw materials completely recyclable.

5. CONFORMITY AND APPROVALS



All the items identified in this technical sheet are compliant to all the requirements and the regulations currently in force in the European Union about safety, health and environmental issues.

For technical documentation, test reports, commercial information or any other needs please refer to the local LEGRAND office.