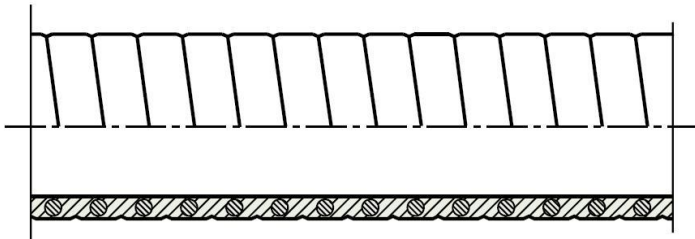


## FP2000 flexible conduits

Item codes : from 387560 to 387567 and from 387570 to 387577



### SUMMARY

### PAGES

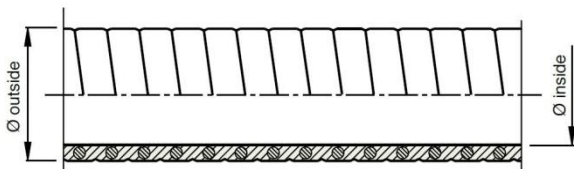
- 1. Description and applications ..... 1
- 2. Dimensions and compatibility ..... 1
- 3. Technical features ..... 1
- 4. Environmental profile ..... 2
- 5. Conformity and approvals ..... 2

## 1. DESCRIPTION AND APPLICATIONS

Spiral heavy PVC flexible conduit. It's a good solution for static or dynamic applications it ensures the protection of cable in standard environments and guarantees good mechanical and thermal performances and good geometrical adaptation. The internal plain surface helps the sliding of the cables and it can be used with both plastic and metal connectors. Thanks for his thickness it's ideal for all applications in which are required PVC conduits with good performances and resistances.

## 2. DIMENSIONS AND COMPATIBILITY

### Dimensions and packaging:



Item GREY	Nominal diameter	Internal diameter [mm]	External diameter [mm]	Curvature radius* [mm]	Pack [m]
387560	10	10,0	15,5	30	50
387561	12	12,5	17,5	40	50
387562	16	16,0	21,0	50	50
387563	21	21,0	26,0	60	50
387564	27	27,0	33,5	80	25
387565	35	35,5	42,5	120	25
387566	40	40,5	48,5	140	25
387567	51	52,0	60,5	180	25

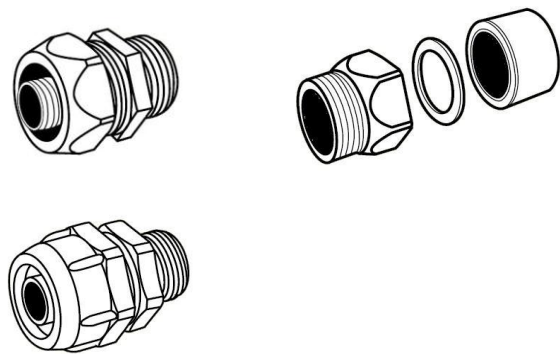
\* Approximate value: for more information contact Legrand technical offices

Item BLACK	Nominal diameter	Internal diameter [mm]	External diameter [mm]	Curvature radius* [mm]	Pack [m]
387570	10	10,0	15,5	30	50
387571	12	12,5	17,5	40	50
387572	16	16,0	21,0	50	50
387573	21	21,0	26,0	60	50
387574	27	27,0	33,5	80	25
387575	35	35,5	42,5	120	25
387576	40	40,5	48,5	140	25
387577	51	52,0	60,5	180	25

\* Approximate value: for more information contact Legrand technical offices

### Compatibility:

Connectors, fittings and accessories 200METAL series, connectors UNIVERSALE series, kit SILOK.



## 3. TECHNICAL FEATURES

### Raw material:

Plasticized PVC (PVC-P)

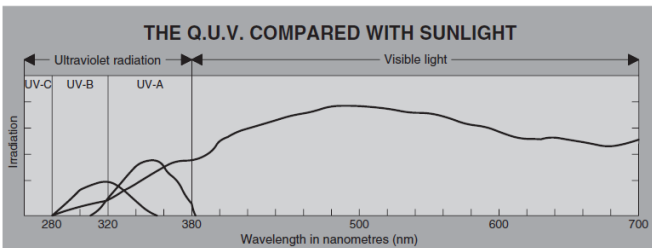
### IEC 61386 classification:



1 <sup>st</sup> figure	2 <sup>nd</sup> figure	3 <sup>rd</sup> figure	4 <sup>th</sup> figure
Resistance to compression	Resistance to shock	Maximum installation and normal use temperature	Minimum transport, installation and normal use temperature
1 = very slight 2 = slight 3 = medium 4 = strong 5 = very strong	125 N 320 N 750 N 1250 N 4000 N	1 = very slight 0.5 J 2 = slight 1 J 3 = medium 2 J 4 = strong 6 J 5 = very strong 20 J	1 = +5 °C 2 = -5 °C 3 = -15 °C 4 = -25 °C 5 = -45 °C
			1 = +60 °C 2 = +90 °C 3 = +105 °C 4 = +120 °C 5 = +150 °C 6 = +250 °C 7 = +400 °C

### Resistance to UV rays:

Represents the resistance to the degradation of mechanical performance caused by exposure to UV radiation contained in sunlight. All RTA conduit systems have been subjected to the Q.U.V. test which, with exposure cycles of 4+4 hours, simulates the continued alternation of light and condensation. The conduits of LGP series are not recommended for long exposition to UV radiation even if they have a good resistance to UV rays: all FP2000 conduits are indicated for internal uses or covered uses.



### Resistance to chemical agents:

Represents the resistance to chemicals or external agents. The used test method consist of: immersion of the items under test in the chemical substance for 24 hours; once they were dried and conditioned at a constant temperature for other 24 hours, they were checked with the following examinations:

- Visual inspection to check the integrity
- Mechanical bending test
- Mechanical compression test
- IP protection test

Industrial chemical agents	Resistance*
Unleaded petrol	●
Industrial detergent	●
Diesel fuel	●
Lubricant oil	●
Emulsifier solution	●
Washing solvent	●

\* resistances to chemicals are indicative. For any specific application or environment please contact Legrand technical offices

- Good resistance
- Medium resistance
- No resistance

### Operating temperature:

Minimum: +5° C / +41° F  
Maximum: +60° C / +140° F

### Self-extinguishing:

Does not propagate flames in according to IEC 61386.

### IP protection index:

IP66 with 2000METAL series connectors.  
IP44 with UNIVERSALE series connectors.

1 <sup>st</sup> digit IP	
Protection against the ingress of solid bodies	
0	No protection
1	Protection against solid bodies larger than 50 mm (e.g.: accidental contact)
2	Protection against solid bodies larger than 12 mm (e.g.: finger)
3	Protection against solid bodies larger than 2.5 mm
4	Protection against solid bodies larger than 1 mm
5	Protection against dust
6	Complete protection against dust

2 <sup>nd</sup> digit IP	
Protection against the ingress of liquids	
2	Protection against drops of water falling at up to 15° from the vertical
3	Protection against drops of rain water at up to 60° from the vertical
4	Protection against sprays of water from all directions
5	Protection against jets of water from all directions
6	Protection against jets of water of similar force to heavy seas
7	Protection against the effects of immersion
8	Protection against prolonged effects of immersion under pressure

## 4. ENVIRONMENTAL PROFILE

All the items identified in this technical sheet respect in terms of concentration of substances and raw materials the European legislations about dangerous and forbidden substances and chemical preparations.

## 5. CONFORMITY AND APPROVALS



All the items identified in this technical sheet are compliant to all the requirements and the regulations currently in force in the European Union about safety, health and environmental issues.

For technical documentation, test reports, commercial information or any other needs please refer to the local LEGRAND office.