

Connettori tipo SUB-D da 9 a 50 poli maschio o femmina  
 SUB-D connectors from 9 to 50 pins male or female

Dimensioni compatte con morsettiere a tre piani  
 Compact size with three-floor terminals

Moduli con o senza led di segnalazione per ciascun canale  
 Modules with or without signalling leds for each channel


Connessioni: pin connettore / morsetto  
 Connections: connector's pin / terminal

Connessioni in uscita: morsettiere a vite per conduttori diam. max 2,5mm<sup>2</sup>  
 Output connections: screw terminal boxes for leads max diam. 2,5mm<sup>2</sup>

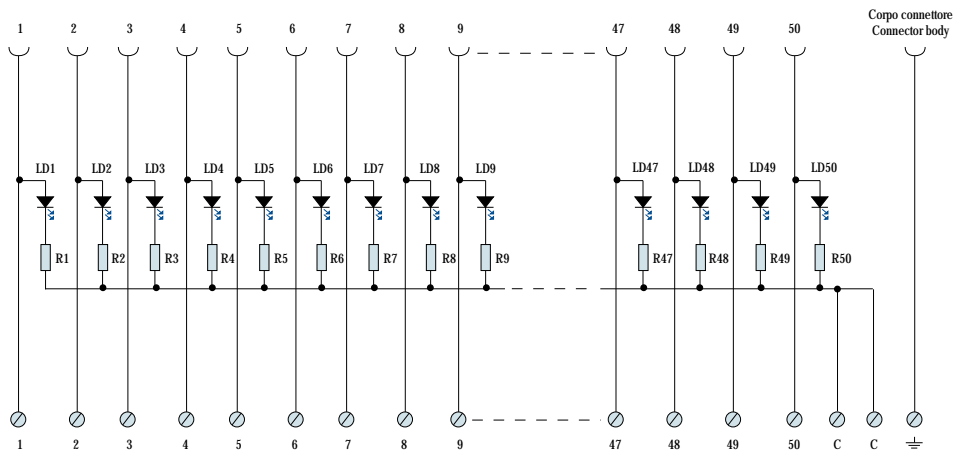
Circuito stampato doppio strato (approvazione UR)  
 Dual layer PCB (UR approval)

Supporto in materiale autoestinguente UL 94-V0  
 UL 94-V0 self-extinguishing case

Esecuzione per aggancio su barra DIN EN50022 e EN50035  
 Execution for EN50022 and EN50035 rail mounting



SCHEMA ELETTRICO / WIRING DIAGRAM



I moduli con LED sono per segnali 24Vcc, per altre tensioni consultare la sede  
 Modules with LED are for 24Vdc signal, for other voltage please contact our office

Morsetto a vite  
 Screw terminal

COME ORDINARE - HOW TO ORDER

Sigla Part Number	N. poli Poles n.	Codice Code	Larghezza Width (mm) L x H x P	Sigla Part Number	N. poli Poles n.	Codice Code	Larghezza Width (mm) L x H x P
ET-MP/D9SUB/M/SMD	9	2030	47x92x78	ET-MP/D9SUB/M/SMD/L	9	2005	47x92x78
ET-MP/D15SUB/M/SMD	15	2031	47x92x78	ET-MP/D15SUB/M/SMD/L	15	2006	47x92x78
ET-MP/D25SUB/M/SMD	25	2032	69x92x78	ET-MP/D25SUB/M/SMD/L	25	2007	69x92x78
ET-MP/D37SUB/M/SMD	37	2033	103x92x78	ET-MP/D37SUB/M/SMD/L	37	2008	103x92x78
ET-MP/D50SUB/M	50	2004	115x92x59				
ET-MP/D9SUB/F/SMD	9	2042	47x92x78	ET-MP/D9SUB/F/SMD/L	9	2015	47x92x78
ET-MP/D15SUB/F/SMD	15	2043	47x92x78	ET-MP/D15SUB/F/SMD/L	15	2016	47x92x78
ET-MP/D25SUB/F/SMD	25	2044	69x92x78	ET-MP/D25SUB/F/SMD/L	25	2017	69x92x78
ET-MP/D37SUB/F/SMD	37	2045	103x92x78	ET-MP/D37SUB/F/SMD/L	37	2018	103x92x78
ET-MP/D50SUB/F	50	2014	115x92x59				

Connettori tipo SUB-D 50 poli maschio o femmina  
 SUB-D connectors ,50 pins male or female

Dimensioni compatte con morsettiere a tre piani  
 Compact size with three-floor terminals


Conessioni: pin connettore / morsetto  
 Connections: connector's pin / terminal

Conessioni in uscita: morsettiere a vite per conduttori diam. max 2,5mm<sup>2</sup>  
 Output connections: screw terminal boxes for leads max diam. 2,5mm<sup>2</sup>

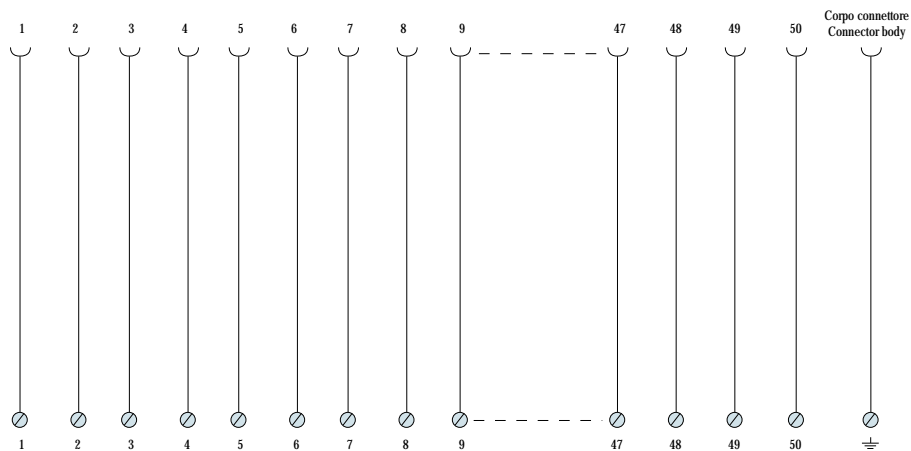
Circuito stampato doppio strato (approvazione UR)  
 Dual layer PCB (UR approval)

Supporto in materiale autoestinguente UL 94-V0  
 UL 94-V0 self-extinguishing case

Esecuzione per aggancio su barra DIN EN50022 e EN50035  
 Execution for EN50022 and EN50035 rail mounting



SCHEMA ELETTRICO / WIRING DIAGRAM



Morsetto a vite  
 Screw terminal

COME ORDINARE - HOW TO ORDER

Sigla Part Number	N. poli Poles n.	Codice Code	Larghezza Width (mm) L x H x P	Sigla Part Number	N. poli Poles n.	Codice Code	Larghezza Width (mm) L x H x P
ET-MP/D50SUB/M/3P	50	2070	99 x 92 x 78	ET-MP/D50SUB/F/3P	50	2072	99 x 92 x 78