

CTL 600

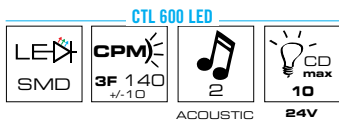
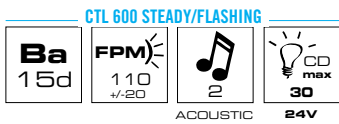
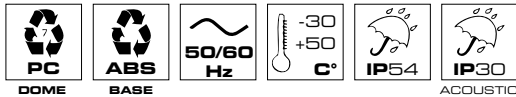


CTL 600

CTL 600 ACOUSTIC

68 dB max

Cupole / Domes / Dômes Base



CTL 600 STEADY

V ACDC	12 ÷ 24 ÷ 48 ÷ 110 ÷ 240
mA	415 210 105 45 21

CTL 600 STEADY/FLASHING

V DC	12 ÷ 24 ÷ 48	-	-
V AC	-	24 ÷ 48 ÷ 110 ÷ 240	
mA	425	215	105 45 20

CTL 600 STEADY/FLA. ACOUSTIC

V ACDC	12	24	-
V AC	-	-	240
mA	420	220	25
dB(A)1m	65		

CTL 600 LED

V ACDC	12÷24	-
V AC	-	90÷240
mA	170	30

CTL 600 LED ACOUSTIC

V ACDC	12÷24	-
V AC	-	90÷240
mA	170	30
dB(A)1m	68	

Dispositivo luminoso disponibile in versione:

STEADY e **STEADY/FLASHING** con lampada a incandescenza

LED con tecnologia a LED SMD

L'avvisatore è inoltre disponibile con segnalazione acustica integrata (versioni **ACOUSTIC**).

Tensione operativa

CTL 600 STEADY: 12/240V ACDC +/-10% (fornito senza lampada)

CTL 600 STEADY/FLASHING: 12/48V DC, 24/240V AC +/-10% (fornito senza lampada)

CTL 600 STEADY/FLASHING ACOUSTIC: 12V ACDC, 24V ACDC, 240V AC +/-10% (fornito con lampada)

CTL 600 LED e **ACOUSTIC**: 12/24V ACDC, 90/240V AC +/-10%

Caratteristiche meccaniche

Base in ABS, cupola in policarbonato. Fissaggio tramite viteria standard non fornita.

Caratteristiche luminose

CTL 600 STEADY (luce fissa), **CTL 600 STEADY/FLASHING** e **ACOUSTIC** (luce fissa/lampeggiante) con lampada a incandescenza Ba15d 5W

CTL 600 LED e **ACOUSTIC** (luce fissa/lampeggiante) con tecnologia LED SMD, triplo lampeggio 3F

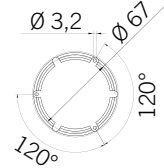
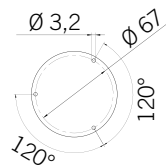
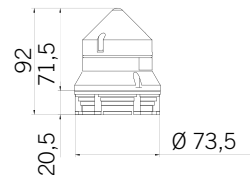
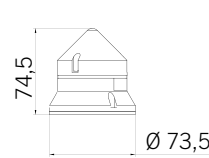
Caratteristiche acustiche

Versioni **ACOUSTIC** con unità piezoelettrica integrata

CTL 600 STEADY/FLASHING: suono continuo (con luce fissa) o suono intermittente F/m 110 (con luce lampeggiante). Frequenza: 3600Hz

CTL 600 LED: suono continuo (con luce fissa) o suono intermittente F/m 180 (con luce lampeggiante). Frequenza: 3200Hz

Certificazioni / Certifications



Luminous device available in different versions: **STEADY** and **STEADY/FLASHING** with incandescent lamp **LED** with SMD LED technology
The device is also available with integrated acoustic signaling (**ACOUSTIC** versions).

Voltagés

CTL 600 STEADY: 12/240V ACDC +/-10% (supplied without bulb)

CTL 600 STEADY/FLASHING: 12/48V DC, 24/240V AC +/-10% (supplied without bulb)

CTL 600 STEADY/FLASHING ACOUSTIC: 12V ACDC, 24V ACDC, 240V AC +/-10% (supplied with bulb)

CTL 600 LED and **ACOUSTIC**: 12/24V ACDC, 90/240V AC +/-10%

Mechanical features

ABS base, polycarbonate dome. Screw mounting (screws not included).

Optical features

CTL 600 STEADY (steady light), **CTL 600 STEADY/FLASHING** and **ACOUSTIC** (steady/flashing light) with incandescent lamp Ba15d 5W

CTL 600 LED and **ACOUSTIC** (steady/flashing light) with SMD LED technology, triple-flash 3F

Acoustic features

ACOUSTIC versions with integrated piezoelectric unit

CTL 600 STEADY/FLASHING: continuous sound (with steady light) or intermittent sound F/m 110 (with flashing light). Frequency: 3600Hz

CTL 600 LED: continuous sound (with steady light) or intermittent sound F/m 180 (with flashing light). Frequency: 3200Hz



Feu de signalisation disponible en version : **STEADY** et **STEADY/FLASHING** avec ampoule à incandescence **LED** avec technologie à LED SMD
Le dispositif est également disponible avec un signal acoustique intégré (versions **ACOUSTIC**).

Tension d'utilisation

CTL 600 STEADY: 12/240V ACDC +/-10% (fourni sans ampoule)

CTL 600 STEADY/FLASHING: 12/48V DC, 24/240V AC +/-10% (fourni sans ampoule)

CTL 600 STEADY/FLASHING ACOUSTIC: 12V ACDC, 24V ACDC, 240V AC +/-10% (fourni avec ampoule)

CTL 600 LED et **ACOUSTIC**: 12/24V ACDC, 90/240V AC +/-10%

Caractéristiques mécaniques

Base en ABS, dôme en polycarbonate. Fixation par vis standards non fournies.

Caractéristiques optiques

CTL 600 STEADY (feu fixe), **CTL 600 STEADY/FLASHING** et **ACOUSTIC** (feu fixe/clignotant) avec ampoule à incandescence Ba15d 5W

CTL 600 LED et **ACOUSTIC** (feu fixe/clignotant) avec technologie à LED SMD, triple flash 3F

Caractéristiques acoustiques

Versions **ACOUSTIC** avec unité piézoélectrique intégrée

CTL 600 STEADY/FLASHING: son continu (avec lumière fixe) ou son pulsé F/m 110 (avec lumière clignotante). Fréquence: 3600Hz

CTL 600 LED: son continu (avec lumière fixe) ou son pulsé F/m 180 (avec lumière clignotante). Fréquence: 3200Hz

Codici / Codes

CTL STEADY*

Luce fissa con lampada a filamento
Steady light with incandescent bulb
Feu fixe, ampoule à incandescence

600	12/240V ACDC	-	33832	33833	33834	33835
900	12/240V ACDC	33841	33842	33843	33844	33845

* Fornito senza lampada / Supplied without bulb / Fourni sans ampoule

CTL STEADY/FLASHING*

Luce fissa/lampeggiante con lampada a filamento
Steady/flashing light with incandescent bulb
Feu fixe/clignotant avec ampoule à incandescence

600	12/48V DC	-	33522	33523	33524	33525
	24/240V AC	-	33532	33533	33534	33535
900	12/48V DC	33561	33562	33563	33564	33565
	24/240V AC	33571	33572	33573	33574	33575

* Fornito senza lampada / Supplied without bulb / Fourni sans ampoule

CTL STEADY/FLASHING ACOUSTIC*

Luce fissa/lampeggiante con lampada a filamento + Acustica
Steady/flashing light with incandescent bulb + Acoustics
Feu fixe/clignotant avec ampoule à incandescence + Acoustique

600	12V ACDC	-	33652	33653	33654	33655
	24V ACDC	-	33662	33663	33664	33665
	240V AC	-	33702	33703	33704	33705
900	12V ACDC	33711	33712	33713	33714	33715
	24V ACDC	33721	33722	33723	33724	33725
	240V AC	33761	33762	33763	33764	33765

* Fornito con lampada / Supplied with bulb / Fourni avec ampoule

CTL LED

Luce fissa/lampeggiante a LED
LED steady/flashing light
Feu fixe/clignotant à LED

600	12/24V ACDC	-	38662	38663	38664	38665
	90/240V AC	-	38672	38673	38674	38675
900	12/24V ACDC	38701	38702	38703	38704	38705
	90/240V AC	38711	38712	38713	38714	38715
1200	12/24V ACDC	38741	38742	38743	38744	38745
	90/240V AC	38751	38752	38753	38754	38755

CTL LED ACOUSTIC

Luce fissa/lampeggiante a LED + Acustica
LED steady/flashing light + Acoustics
Feu fixe/clignotant à LED + Acoustique

600	12/24V ACDC	-	38682	38683	38684	38685
	90/240V AC	-	38692	38693	38694	38695
900	12/24V ACDC	38721	38722	38723	38724	38725
	90/240V AC	38731	38732	38733	38734	38735
1200	12/24V ACDC	38761	38762	38763	38764	38765
	90/240V AC	38771	38772	38773	38774	38775

CTL X*

Luce allo Xenon
Flashing light with Xenon discharge tube
Feu au Xénon

900	12/24V ACDC	64442	64443	64444	64445	64446
	240V AC	64454	64455	64456	64457	64458
1200	12/24V ACDC	64524	64525	64526	64527	64528
	110V AC	64530	64531	64532	64533	64534
	240V AC	64536	64537	64538	64539	64540

* Fornito con lampada / Supplied with bulb / Fourni avec ampoule

CTL X ACOUSTIC*

Luce allo Xenon + Acustica
Flashing light with Xenon discharge tube + Acoustics
Feu au Xénon + Acoustique

900	12/24V ACDC	27566	27567	27568	27569	27570
	240V AC	27139	27140	27141	27142	27143
1200	12/24V ACDC	-	27481	27482	27483	27484
	240V AC	27492	27493	27494	27495	27496

* Fornito con lampada / Supplied with bulb / Fourni avec ampoule

RICAMBI CUPOLE / SPARE DOMES / DOMES DE RECHANGE

600		-	71191	71192	71193	71194
900		71196	71197	71198	71199	71200
1200		71090	71091	71092	71093	71094