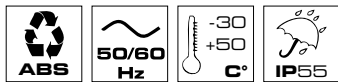


BIMF LED



BIMF LED

85 dB max



BIMF LED

V ACDC	12 ÷ 24 ÷ 48 ÷ 110 ÷ 240				
mA	25	12	12	10	13
dB(A)1m	85				

Codici / Codes

BIMF LED

12/240V ACDC

38030

38032

Buzzer multifunzione acustico-luminoso sviluppato con capsula acustica piezoelettrica.

Tensione operativa

12/240V ACDC +/-10%

Caratteristiche meccaniche

Corpo, rondella e ghiera in ABS. Il fissaggio avviene tramite viteria standard oppure tramite ghiera per installazione retroquadro (Ø 12 mm). Fornito adattatore per foro Ø 16 mm - Ø 22 mm.

Caratteristiche luminose

6 LED di colore rosso. Luce fissa (con suono continuo) o lampeggiante (in modalità lenta o veloce) con suono intermittente (rispettivamente lento o veloce).

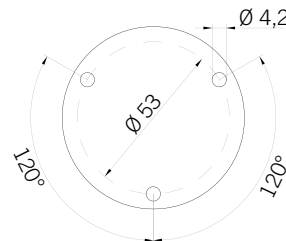
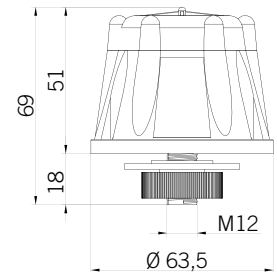
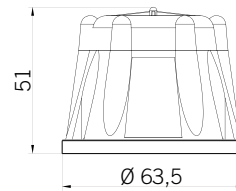
Caratteristiche acustiche

Capsula acustica piezoelettrica.

Suono continuo - Suono intermittente lento/veloce selezionabili tramite dip-switch.

Frequenza: 2500+/-500Hz.

Certificazioni / Certifications



BIMF LED



Multifunctional sounder with LED light developed with acoustic piezoelectric capsule.

Voltages

12/240V ACDC +/-10%

Mechanical features

ABS body, washer and lock ring. Screw mounting or flush mounting through the lock ring provided (Ø 12 mm). Adapter for holes Ø 16 mm - Ø 22 mm supplied with the product.

Optical features

6 red LEDs. Steady light (with continuous sound) or flashing light (slow or fast mode) with Intermittent sound (respectively slow or fast mode).

Acoustic features

Acoustic piezoelectric capsule
Continuous sound - Slow/Fast Intermittent
selectable via dip-switch.
Sound frequency: 2500+/-500Hz



Buzzer multifonctionnel acoustique-lumineux développé avec capsule acoustique piézo-électrique.

Tension d'utilisation

12/240V ACDC +/-10%

Caractéristiques mécaniques

Corps, rondelle et bague en ABS. Fixation par vis standards ou par bague pour installation à encastrer (Ø 12 mm). Fourni adaptateur pour trou Ø 16 mm - Ø 22 mm.

Caractéristiques optiques

6 LED rouges. Lumière fixe (avec son continu) ou clignotante (lente ou rapide) avec son pulsé (respectivement lent ou rapide).

Caractéristiques acoustiques

Capsule acoustique piézo-électrique.
Son continu - Son pulsé lent ou rapide
sélectionnables par dip-switch.
Fréquence : 2500+/-500Hz